





assiourasbros
advanced wood technology

YOUNG COLLECTION

2021 catalogue



ABOUT YOUNG COLLECTION

Young Collection parquet flooring is called 'Longlife parquet' because its special technical properties make this flooring extremely durable. Unlike conventional ready-made parquet, Longlife parquet products are largely pressure-resistant. The most important reason behind this is the extremely tough and stable middle layer made of HDF (high density fibreboard). It ensures that dropped objects, people walking in high heels or other mechanical forces result in significantly less damage than on conventional parquet flooring with a middle layer made of spruce.

And this special middle layer can do even more for you and your living comfort: Since it is particularly heavy, it significantly increases the own weight

of the installed area. This has a positive effect on room noise and walking noise properties. In a nutshell: Your room is quieter!

Young collection longlife is either naturally oiled, matt lacquered or lacquered. All types of treatment have one thing in common: They ensure a particularly protective surface. Parquet flooring not only looks attractive, it is easy to clean and maintain, making it particularly hygienic. What's more, as a natural product, wood regulates humidity and helps to create an ideal room climate. The cosy warmth underfoot that real wood provides, even in winter, is a further reason to take a good look at our range when deciding what to buy.



PS 300 | matt lacquered



Pearl oak harmonious 8816 | brushed



Plain oak harmonious 8817 | brushed



Pure oak harmonious 8583 | brushed



Oak harmonious 8027 | brushed



Oak harmonious 8027



Smoked oak harmonious 8052 | brushed



Off-white limed oak harmonious 8815 | brushed



Vital oak 8377 | brushed



American walnut lively 8044

PD 200 | naturally oiled



Caramel rustic oak 8457 | brushed



Rustic oak 8166 | brushed



Authentic rustic oak 8645 | brushed



Golden brown rustic oak 8485 | brushed



Off-white rustic oak 8456 | brushed



Golden brown rustic oak 8485

PD 200 | matt lacquered



Pure rustic oak 8486 | brushed



Caramel rustic oak 8462 | brushed



Cream rustic oak 8325



Off-white rustic oak 8489



Lyed-look rustic oak 8138 | brushed



Off-white rustic oak 8489 | brushed



Rustic oak 8137 | brushed



Golden brown rustic oak 8487 | brushed

PD 450 | matt lacquered



Pure oak lively 8595 | brushed



Off-white oak harmonious 8596 | brushed



Oak harmonious 8171 | brushed



Oak lively 8593 | brushed



Off-white oak harmonious 8596



Grey white oak harmonious 8774 | brushed



Limed white oak lively 8594 | brushed

AF | naturally oiled



AF | 8830



AF | 8831



AF | 8832



AF | 8833



AF | 8834



AF | 8835



AF | 8834 naturally oiled brushed



AF | 8840 naturally oiled brushed



AF | 8836



AF | 8837



AF | 8838



AF | 8839



AF | 8840



AF | 8841

PC 200 | naturally oiled



Ash lively 8646 | brushed



Steamed beech lively 8186



Off-white oak lively 8349 | brushed



White ash lively 8647 | brushed



Greige oak lively 8648 | brushed



Oak lively 8187 | brushed



Golden brown oak lively 8475 | brushed

PC 200 | lacquered



White ash lively 8476



Limed white oak lively 8480



Off-white oak lively 8460



Pure oak lively 8478 | brushed



Cream oak lively 8326



Canadian maple harmonious 943



Arctic white oak lively 8458



Arctic white oak lively 8458



Steamed beech harmonious 928



Oak harmonious 910



American walnut harmonious 960



Smoked oak harmonious 8021 | brushed



Steamed bech harmonious 928



Steamed beech lively 921



Oak lively 903

PRODUCT ADVANTAGES

Suitable for floating installation and bonding

Click parquet flooring is easy, quick and safe to install – and the fit is always highly precise. This is guaranteed by clever, patented click systems. They ensure a secure joint connection: After installation, the planks cannot be disconnected from one another, and water and dirt cannot penetrate them. This increased safety applies to both floating installation and bonding on a suitable subfloor. You can either install our parquet flooring yourself or have a professional do the job for you.



Parquet flooring for underfloor heating – even with floating installation

Parquet flooring from MEISTER can be installed on underfloor heating without any problems as it transports the heat to the surface quickly without losing much energy. The reason: In contrast to standard spruce boards, there are hardly any air pockets in the high density HDF middle layer that might have a heat-insulating effect. As a result, the heat from the underfloor heating goes straight to where it should: your living space. This not only guarantees a high level of living comfort but also optimised heating costs.




a. Naturally oiled surface ready for residential use

b. Approx. 3.6 mm fine wood wear layer

c. Spruce middle layer with standing growth

d. Backing (Nordic spruce veneer)



SURFACE FINISHES

The surface finishes with high quality oils or varnishes accentuate the individual character of the wood and imbue it with long-lasting protection.



LACQUERED



MATT LACQUERED



NATURALLY OILED

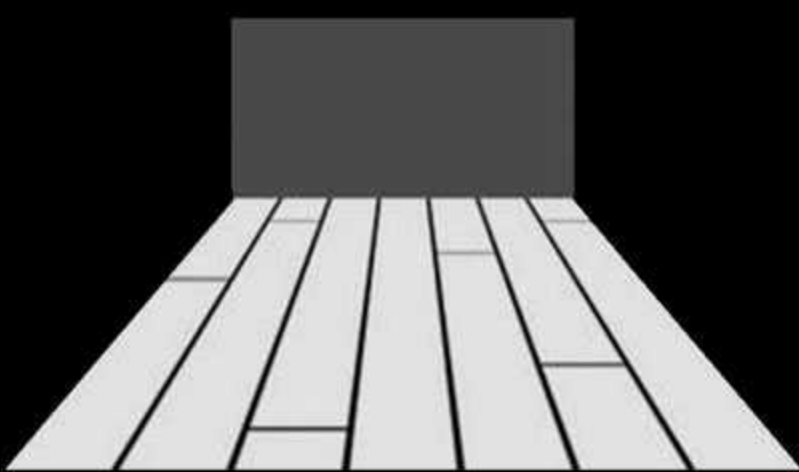
Varnish is a special surface treatment that makes Longlife parquet flooring and extremely durable and easy to maintain. The 'Duratec Plus' varnish seal consists of seven layers in total. The mixture of varnishes in the individual layers and their order takes into account that parquet floors may possibly be sanded down. The entire construction consists of a formaldehyde-free, UV-hardened and ecologically non-harmful acrylic varnish. The varnish is available in two looks: **lacquered**, and **matt lacquered**. Lacquered floors have an elegant, slightly glossy surface. Matt varnish really brings out the best in many woods, lending them a warm, natural look.

Natural oils and waxes are the basis for Longlife parquet's naturally oiled surfaces. 'Weartec® Nature' finish penetrates deep into the wood and forms a protective, breathable surface. This kind of finish creates a natural appearance with subtle brilliance, emphasises the grain as well as the structure, has a moisture-regulating effect and ensures a healthy living climate. All Longlife parquet floors with a Weartec® Nature surface are treated so that they are ready for residential use. After installation, they only need to be treated with care oil if they are located in commercial areas or areas where they are subjected to heavy use (such as hallways or kitchens). However, the naturally oiled surface does require a regular polish, which gives the floor a natural shine and ensures exceptional resistance. It can be re-oiled and partly refinished

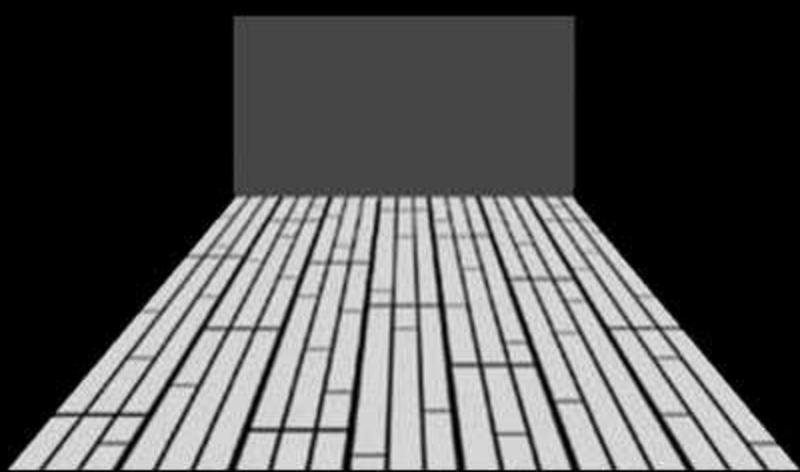


FORMATS


Even more variety and versatility is offered by different formats, such as planks and 3-stripe parquet.



PLANK



3-STRIP



HERRINGBONE

Versatile flooring

Three-strip parquet flooring refers to a certain type of parquet in which several small pieces of wood are put together on a plank. The elements are aligned offset to one another other and are glued firmly to the base board. Three-strip flooring gets its name from the separate strips or pieces of wood that are aligned next to each other. This flooring is reminiscent of a ship's deck as it is arranged in the same way as that of a ship, which is why we often hear of 'ship's deck design'. Oak is the species usually reserved for this kind of parquet, but that can be attributed to the latest trends more than anything else. Other kinds of wood such as beech, maple, ash, or even larch are equally suitable. The opposite of 3-strip parquet are planks in which the wood wear layer is made of a continuous plank, usually oak too.

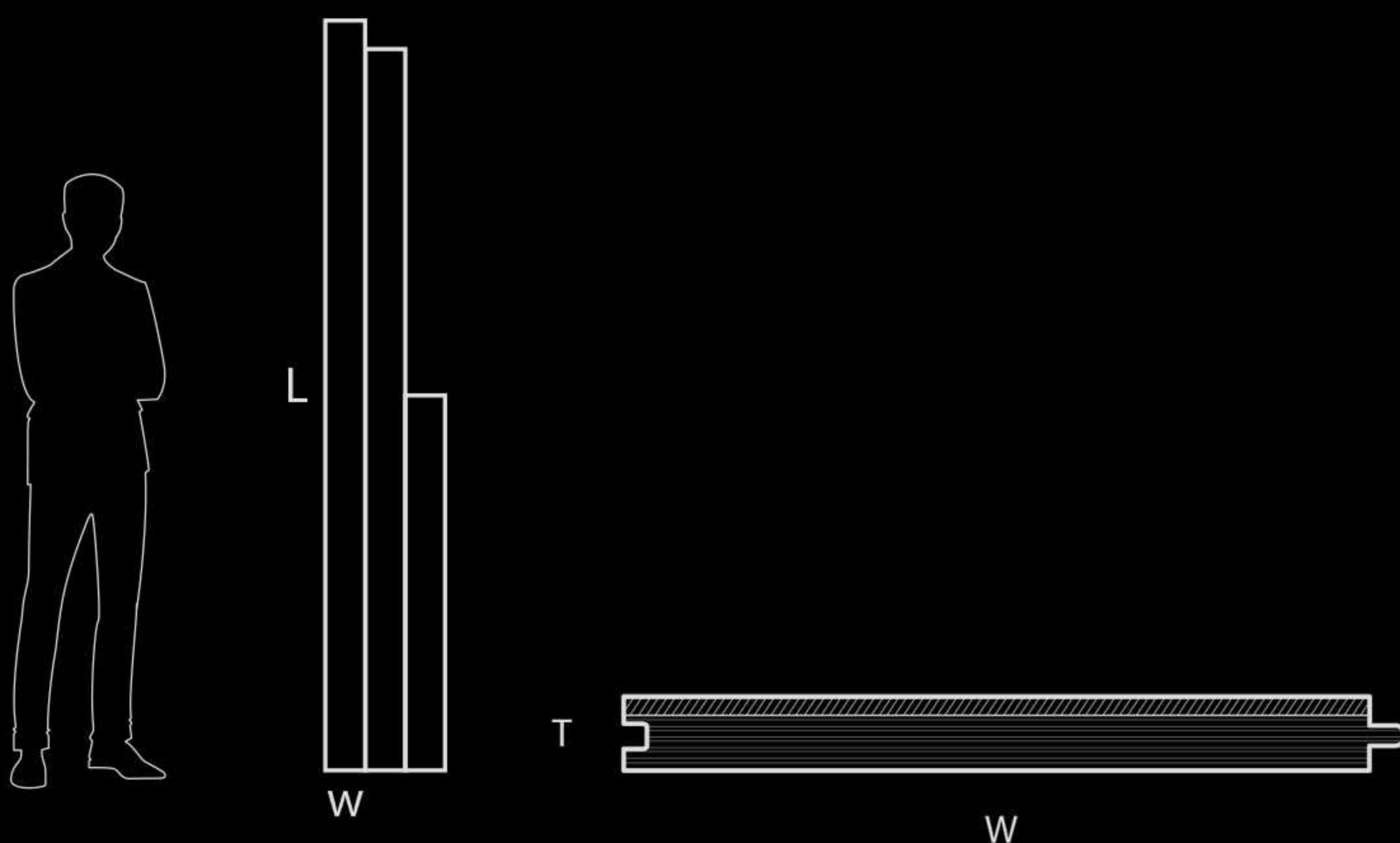
The best rooms for 3-strip parquet

Three-strip parquet is naturally suitable for a range of applications in your home or apartment. Smaller rooms in particular are well-suited to 3-strip flooring. Large format plank flooring extending to more than 2m in length can be installed here too, but 3-strip flooring is a better option on account of its lower price. Each of the segments featured in this parquet flooring also lends smaller spaces a sense of diversity and dynamism. Dark brown strips follow lighter ones, rustic leads to harmonious areas or matt strips blend with slight gloss.

Generally, 3-strip flooring does not require grooves or bevels at the side. Each parquet plank is laid directly next to the other without any breaks. That makes parquet flooring particularly homogenous. The direction in which you lay the strips also doesn't matter - the choice is yours!

Dimensions

PS 300 MATT LACQUERER	1187mm X 142mm X 13mm
PD 200 NATURALLY OILED	2200mm X 180mm X 13mm
MATT LACQUERED	2200mm X 180mm X 13mm
PD 450 MATT LACQUERED	2400mm X 255mm X 13mm
AF NATURALLY OILED	2200mm x 195 mm X 14 mm
PC 200 NATURALLY OILED	2400mm X 200mm X 13mm
LACQUERED	2400mm X 200mm X 13mm



GRADING

In nature, no one tree is like another, and even within one tree, the wood can look very different. Exactly the same applies to parquet and Lindura wood flooring: As a living piece of nature, no plank is the same as any other; every single one is characterised by its structure, its variety of hues, and its surface treatment and finish, resulting in different styles of floors that significantly shape the overall impression of a room.

Our Longlife parquet is available in eleven different gradings and opens up a whole variety of options for you to find the most beautiful foundation for your home. Each grading has its own unique characteristics: The 'harmonious' grading, for example, is defined by its calm, balanced look, whilst the 'rustic' grading has knots and cracks that have been partially filled.



HARMONIOUS

It's all about the natural mix: The 'harmonious' grading is about woods with a calm look as well as a balanced and natural variety of hues. They contain a few tightly intergrown knots and brownwood and do not have any sapwood. Occasional, professionally filled cracked knots may appear in the Penta PD 450 collection



LIVELY

Surfaces with strong colours and structures, which emphasise the wood's natural character. Healthy knots, sapwood and brownwood are part of the overall lively image. Oak planks and oak maxi strips do not have any sapwood. Cracked knots are professionally filled. Small cracks that cannot be filled and knots may appear.



VITAL

Real woods with a distinctive variety of hues and structures provide the basis for this grading. Larger knots and occasional cracks enhance the overall lively appearance. There is no sapwood in this grading. Cracked knots and cracks are professionally filled. Small cracks that cannot be filled and knots may appear.



ROUSTIC

Surfaces with strong colours and structures, which emphasise the wood's natural character. Larger knots, occasional cracks and sapwood are part of the overall rustic look. Cracked knots and cracks are professionally filled. Small cracks that cannot be filled and knots may appear.



WOODS

Parquet flooring is a classic among floor coverings. This is hardly surprising, as only real wood brings this natural atmosphere into a room. Whether it's oak parquet, walnut, maple or cherry, as a plank, 3-strip or in herringbone: Everyone will find their personal favourite parquet flooring at YOUNG COLLECTION!



Oak



Walnut



Beech



Ash

Oak has optimal flooring properties, thanks to its low swelling and shrinking behaviour and high indentation resistance.

With similar desirable flooring characteristics to oak, ash fulfils special design preferences on the light end of the colour spectrum.

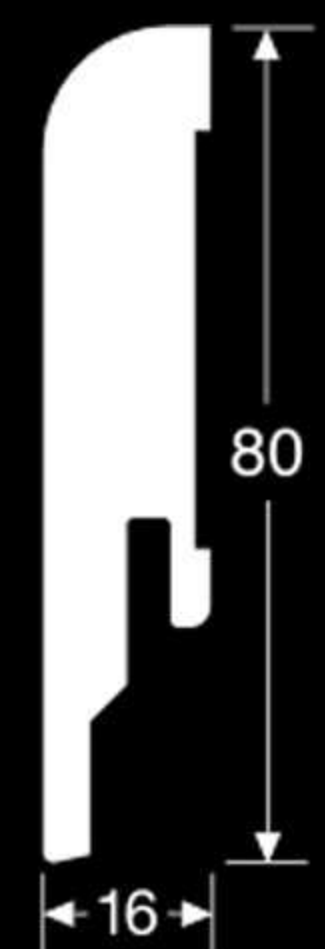
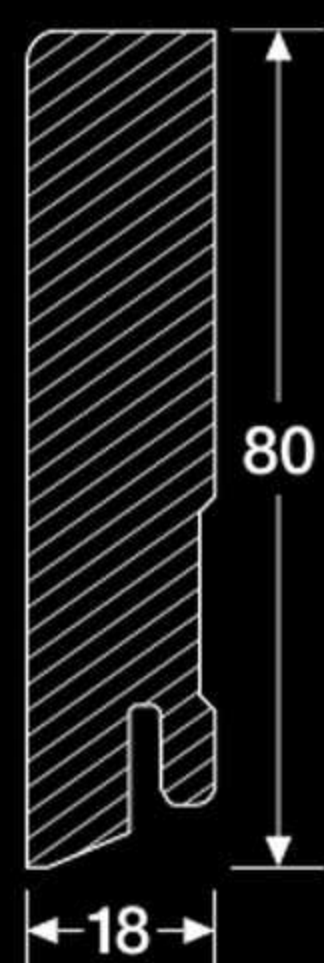
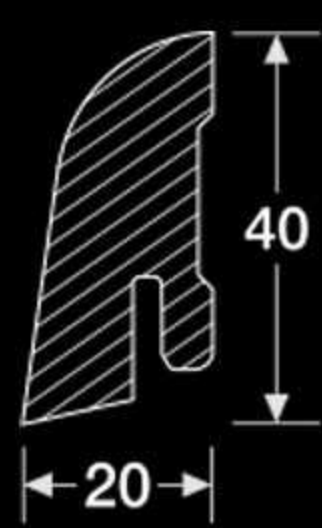
Beech is available in the PC 200 and PD 200 collections.

Ash is available in the PC 200 collection.

MOULDINGS

To bring any project to a masterful conclusion, each detail has to truly fit. Mouldings are the final step towards perfection – and the customisable frame for your very personal interior design style. Our range of mouldings opens up endless possibilities, from classic white to creative high-contrast and pleasantly harmonious. Ceilings and walls are also perfectly complemented by our panel mouldings.

Skirting board - a perfect finish



MAINTENANCE AND CLEANING

Young Collection flooring is generally supplied to the customer with a finish that is ready for residential use. The initial cleaning, which takes place as soon as the flooring has been installed, uses Premium Wood Soap or Hain Special Soap diluted with water to a ratio of 1:200. An initial application of Premium Care Oil or Hain Care Balm will result in even better and longer-lasting surface protection. We generally recommend an initial application of the care oil for areas that are particularly subjected to wear, such as hallways, kitchens, dining rooms, open living areas with direct outdoor access and any commercial areas. For regular cleaning, we recommend damp mopping using Premium Wood Soap or Hain Special Soap that has been diluted with water to a ratio of 1:200.



Dr. Schutz Floor Mat D / F

Provides additional protection for lacquered parquet

Apply the undiluted product in an even layer



Special Soap

Initial cleaning following installation and regular leaning for Alpine flame planks.

Damp mopping (diluted with water to a ratio of 1:200)



Dr. Schutz Premium Care Oil

Provides optimum protection for naturally oiled parquet

Apply the undiluted product in an even layer and rub it in with a white pad.



Care Balm

Provides optimum protection for Alpine flame planks

Apply the undiluted product in an even layer and rub it in with a white pad.



Preparation





The parquet flooring must acclimatise before laying: Store them unopened for approx. 48 hours (in winter 3–4 days) in the centre of the room in which you want to install the floor. The room temperature must be approx. 20°C (at least 15°C), and the relative humidity must be approx. 30–65%.



Subfloor

The subfloor must be dry, even, firm and clean. The residual humidity, measured using the CM method, of mineral subfloors must be no more than 2 percent (1.8 percent for underfloor heating) and that of anhydrite screeds must be a maximum of 0.5 percent (0.3 percent for underfloor heating). Any subfloor unevenness of three or more millimetres for each initial metre and two or more millimetres for each subsequent continuous metre must be evened out.

You should apply a suitable sound-absorbing cushion prior to laying your parquet flooring. This not only reduces sound in the room on the floor below, but also the footfall noise in the room itself. Additionally, a high quality sound cushioning underlay can be used to offset an uneven floor, providing maximum stability and extra comfort as you walk. The underlay required for your parquet flooring depends on the properties of the subfloor.

If the floor area is longer or wider than 10m, you must provide an expansion joint. Cover this with a transition profile. It is also important to provide these joints between two adjacent rooms, in doorways, passageways and rooms with a lot of angles. Always use a jointing profile for clean transitions to adjacent, lower areas or floor coverings and an end profile next to higher adjacent thresholds, tiles or the like. Give stairs a clean finish with the stair edge profile.








www.blauer-engel.de/uz176







YOUNG COLLECTION

2021 catalogue



assiourasbros
advanced wood technology



assiourasbros
advanced wood technology

YOUNG COLLECTION

2021 catalogue

