

# AGED ENGINEERED & SOLID COLLECTION

2022 Catalogue



**assiourasbros**  
advanced wood technology

**AGED ENGINEERED AND SOLID COLLECTION** is a unique collection of wooden floors of top quality and unique aesthetics, by Gerko, a Belgian manufacturer of high end French oak. The textures and qualities of this collection cover a wide range of preferences. From contemporary styles with a slim finish and smooth surfaces, to

vintage style with an aged look and uneven surfaces. It consists of solid and engineered wooden floors of European Oak which are manufactured 100% in Belgium. The engineered board consists of a layer of waterproof birch plywood and a layer of solid oak wood. They are available in various widths and boards.



# DRIFTWOOD COLLECTION

## Solid & Engineered

This collection can be recognized by their weathered, uneven surfaces and looks exactly like the wood you find along the beach.



Weathered surface



ENGINEERED DRIFTWOOD Martinique



ENGINEERED DRIFTWOOD La Reunion



ENGINEERED DRIFTWOOD Moustique





ENGINEERED DRIFTWOOD St. Tropez



ENGINEERED DRIFTWOOD Fidji



ENGINEERED DRIFTWOOD St - Barth



SOLID DRIFTWOOD Hampton - Bays



SOLID DRIFTWOOD Key - West



ENGINEERED DRIFTWOOD La-Digue



SOLID DRIFTWOOD Bora Bora

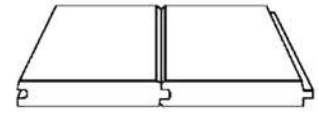


SOLID DRIFTWOOD Monaco

# DESIGN COLLECTION

## Solid & Engineered


Design collection is a French, white Oak floorboards collection, all factory finished. Oiled, smoked, brushed and micro-beveled edges. This collection fits perfectly in a contemporary interior.



Beveled edge



SOLID DESIGN Lava - Grey



SOLID DESIGN Old Grey



SOLID DESIGN Camargue



ENGINEERED DESIGN Saas - Fee



ENGINEERED DESIGN La Plagne



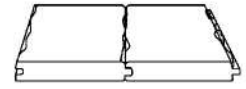
ENGINEERED DESIGN Zermatt



# ANTIQUÉ COLLECTION

## Solid & Engineered

Antique collection is a unique collection of distressed old looking French white oak floors. The patinas achieved in this collection have been especially developed to create the look of a 100-years old looking floor.



Distressed edge



ENGINEERED ANTIQUE St - Moritz



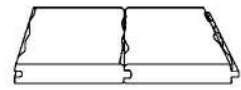
SOLID ANTIQUE Old - Grey



# BARN OAK

## Solid & Engineered

This collection produced by 200-years old reclaimed French oak beams and planks that come from old Belgian and French barns. All planks are dried and planed to make them easy to install.



Distressed edge



19| SOLID BARN Atilla



09| SOLID BARN DESIGN Ambiorix



# GRADING



## PRIME

Wood with a very calm appearance and mild variations in colour and structure. Mix of Dosse and QFQ with few small knots, maximum to 5 mm. Wood with no sap.



## 1 bis

Real woods with a calm appearance and mild variations in colour and structure. Only a few small knots, maximum to 15mm. Also no sap in wood. This grading fits perfectly in a contemporary interior.



## RUSTICAL A

Wood with a lively appearance and moderate variations in colour and structure. Filled knots up to a diameter of 30 mm are possible. Wood with no sap and no open defects.



## RUSTICAL A/B

Wood with a rustic appearance and strong variations in color and structure. Featuring large knots, up to diameter of 70 mm are possible. Little sap allowed on the edge.



## RUSTICAL C

Wood with a rustic appearance and strong variations in color and structure. Featuring open knots, unlimited and without any restriction in width. Heart, cracks and sap are allowed.



## FORMATS

The collection provides you with unlimited design possibilities as it is available in four motifs, (Planks, Herringbone, Chevron and Versailles), which can be listed in addition to floors and walls.



PLANKS



HERRINGBONE



CHEVRON



VERSAILLES

# STRUCTURE



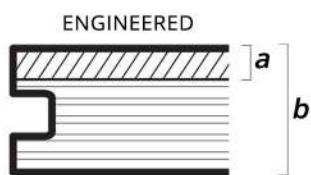
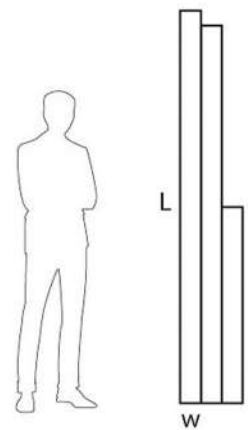
ENGINEERED



SOLID

Solid: 15mm X 120/140/160mm  
 (b)20m X 120/140/160/180/190/200/210/220/240/260mm

Engineered: 12(9+3)mm X 180mm  
 16(12+4)mm X 180/220mm  
 20(15+5)mm X 180/220/260mm



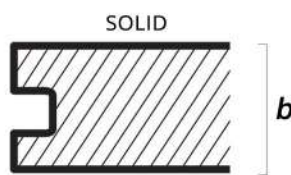
**a/ b (mm)**

4 / 11

3 / 12

4 / 15

5 / 20



**b (mm)**

20

# MAINTENANCE



## Precautions

- To avoid discoloration, do not cover your floor with rugs during the first 6 months
- Be careful when moving heavy furniture
- A good quality doormat placed at the entrance of the room will retain dust and grit.
- Your floor needs the right environment: ideally, a room temperature between 19° & 21° Celcius and between
- 50 to 65 % relative air humidity. If necessary, use a humidifier to get the percentage up in dry periods!
- Clean up any water or other liquid spillage immediately.
- Use only plastic flower pots and always put them on a roller tray
- Remove dust using a brush or a vacuum cleaner.
- Stains and marks can be easily removed with a sponge and a neutral detergent
- Only use a damp mop or cloth, never use a soaking wet mop when cleaning the floor.
- Put felt or leather guards under chair legs and other movable pieces of furniture.
- Do not use strong detergents or products containing ammonia, abrasives or silicone

## Weekly maintenance

- Weekly maintenance
- Use the Gerko natural soap for regular cleaning of your floor. (white or colorless )
- The soap enhances the natural look of the floor, and feeds the surface of your floor.
- Put a cup of soap in a bucket of water, and wipe your floor with a damp floorcloth. Mops or cloths should be well wrung out to avoid getting the wood floor too wet.

Frequency : from once a week on light traffic floors to daily cleaning in high traffic areas

## Yearly maintenance

- Use the gerko maintenance oils : “white” or “natural” or “transparent”

### Gerko normal oiled finishes : (white or natural maintenance oil)

- Regular maintenance (once a year) is recommended in order to renew the protective layer and keeping your floor in good shape.
- Make sure the floor is clean and dust free.
- Spray the gerko maintenance oil (natural or white) over your floor in a thin layer using a hand-sprayer.
- Then wipe with a clean, dry cotton cloth, to obtain a nice matt finish again.
- You can use the floor again after 12 hours.



### Gerko “Old Grey”, “Lava Grey”, “Aspen”, “Morzine”

- Attention : These floors can only be maintained with “Gerko transparent maintenance oil”
- This is a water based product, which is very easy to apply, and does not change the color of the finish. (using other oils than this one can cause discoloration of your floor)
- Make sure the floor is clean and dust free.
- Spray the “Gerko transparent maintenance oil” in a thin layer over the floor using a hand-sprayer.
- Do not wipe after spraying, but just let it dry. You can use the floor again after 4 to 6 hours.
- Repeat: once a year for normal traffic / 2 to 3 times a year for high-traffic.

### Gerko Driftwood Tahiti, Kayman, Hampton Bays, Montego Bay, Ibiza, St Barth, Guadelupe, Martinique

- Attention : These floors can only be maintained with “Gerko invisible maintenance oil”
- This is a water based product, which is very easy to apply, and does not change the color of the finish. (using other oils than this one can cause discoloration of your floor).
- Make sure the floor is clean and dust free.
- Spray the “Gerko invisible maintenance oil” in a thin layer over the floor using a hand-sprayer.
- Do not wipe after spraying, but just let it dry.
- You can use the floor again after 4 to 6 hours.
- Repeat: once a year for normal traffic / 2 to 3 times a year for high-traffic



**assiourasbros**  
advanced wood technology

**SHOWROOM**

19,5 Klm Marathonos Av.  
153 51 Pallini  
Athens - Greece  
T +30 210 6139 821

**WAREHOUSE**

3, Diovounioti Str.  
153 51 Pallini  
Athens - Greece  
T +30 210 6039 845

[info@assiourasbros.gr](mailto:info@assiourasbros.gr)  
[www.assiourasbros.gr](http://www.assiourasbros.gr)

© 2022 by assiourasbros co.